

SPENDOR

PRODUCT OVERVIEW



SPENDOR

We design, engineer and build all our loudspeakers in the UK. Every Spendor loudspeaker is assembled at our manufacturing facility in South Yorkshire, with components and cabinets all refined through our own in-house R&D program.

Our loudspeakers are easy to set up, work perfectly with whatever Hi-Fi equipment you have and transform the way you hear and enjoy every style of music.

Their timeless, elegant design, which has evolved over five decades, makes them instantly and unobtrusively at home in any room. Best of all, they deliver a true, transparent and musical sound way beyond their price point.

**MADE FOR MUSIC.
DESIGNED FOR YOU.**

WITH DESIGN
THAT IS **TIMELESS**



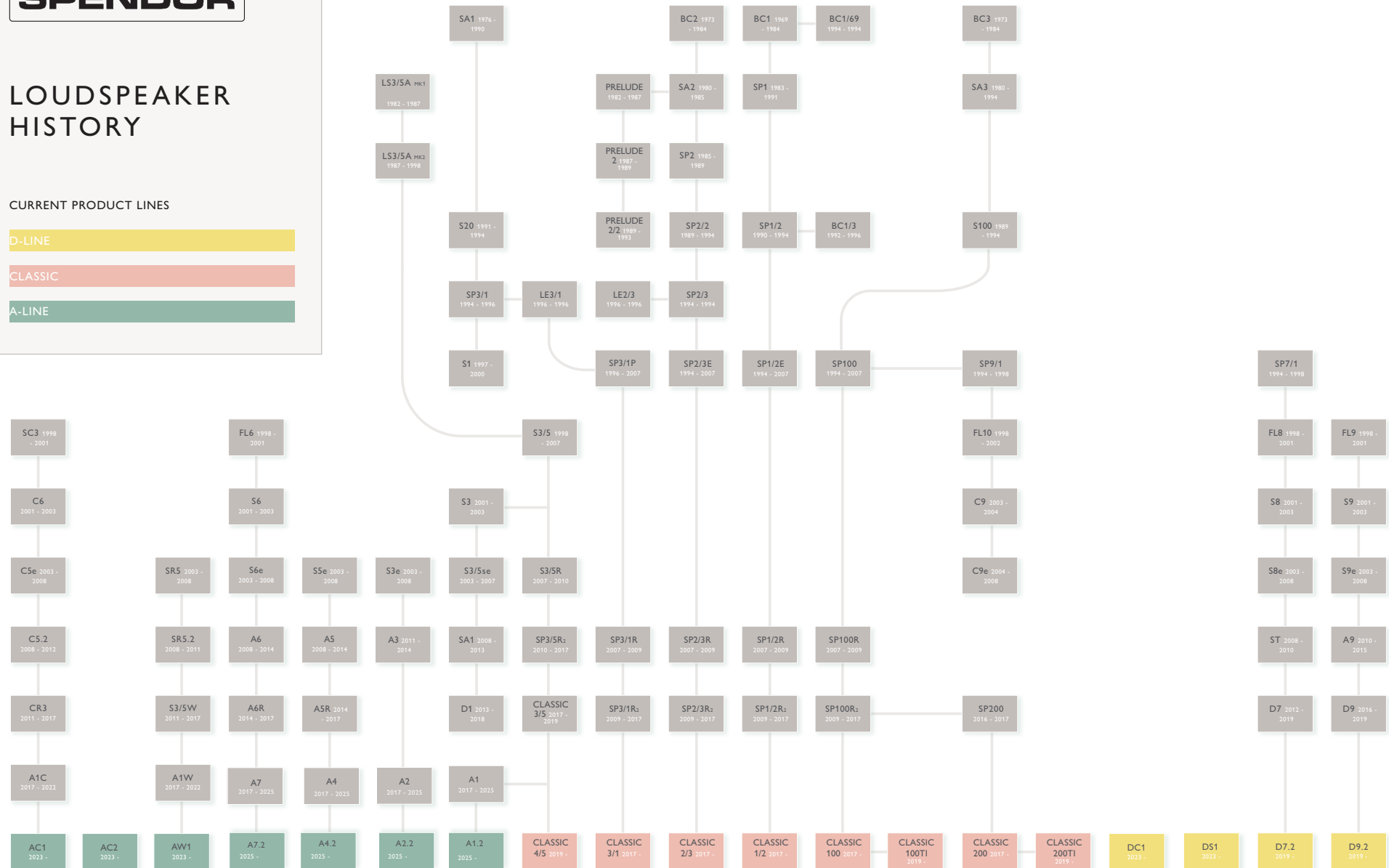
MADE FOR MUSIC.
DESIGNED FOR YOU.

SPENDOR

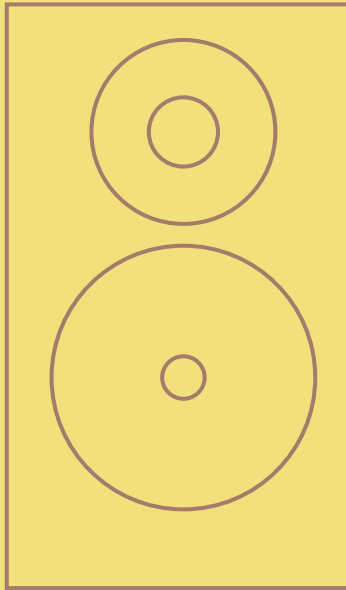
LOUDSPEAKER HISTORY

CURRENT PRODUCT LINES

- D-LINE
- CLASSIC
- A-LINE



HISTORY



The Spondor name is derived from the first names of Spencer and Dorothy Hughes.

Spencer Hughes was a very talented engineer who worked at the British Broadcasting Corporation during the 1950-60s.

The BC1 (Bextrene Cone MK1) was the first loudspeaker created (at home) by Spencer to solve the problem of inconsistent /variable quality playback from existing monitors that affected the engineers work at the BBC.

This product revolutionised playback performance and set a completely new benchmark for midrange tonal accuracy and a natural true to life presentation for speech and music.

The BC1 was subsequently approved across the whole of the BBC (600+ pairs sold in both passive and active versions) which allowed engineers to broadcast across both radio and television with absolute consistency whichever studio they worked in.

Many Broadcast Organisations and Recording Studios across the world are still using BC1s including most notably the WDR (Westdeutscher Rundfunk Köln) German Public Broadcasting Institution.



Many of these BC1s are still in operation and testament to the original design, have not been superseded. This first Spondor design still challenges products from other brands even today.

OUR LOUDSPEAKERS DELIVER
A **TRANSPARENT, NATURAL,**
MUSICAL SOUND



MADE FOR MUSIC.
DESIGNED FOR YOU.



A-LINE

Bringing music to life

Energetic and uplifting, the new A-Line loudspeakers build on the critical acclaim of their predecessors by delivering sound with projection, character and sheer entertainment far beyond their modest dimensions. With their clean, open sound, they're outgoing, friendly and expressive, bringing a natural sense of life and articulation to your music. They're refined and composed, with real subtlety, but also with a snap and drive that makes them captivating to listen to at all times.



Elegant floorstanders with a dynamic sound.


What Hi-Fi?



A-LINE
NEW FOR
2025

HIGHLIGHTS

- Engineering innovation from the multi-award winning previous generation of A-Line and D7 loudspeakers
- New soft dome wide surround rear-chambered 27mm tweeters (A4.2 and A7.2 only)
- Enhanced Driver and Cabinet Damping (All models)
- Calibrated and matched to broadcast reference standard
- Upgraded crossover networks (A4.2 and A7.2 only)
- Improved and refined port tuning (All ported models).
- Designed and Manufactured in the UK
- Four finishes - Black Oak, Oak, Walnut & Satin White



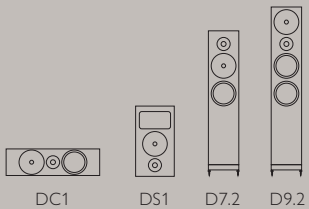
MODEL	AC1	AC2	AW1	A1.2	A2.2	A4.2	A7.2
DESCRIPTION	2-way shelf mount	2-way shelf mount	2-way on wall	2-way shelf mount	2-way floorstanding	2-way floorstanding	2-way floorstanding
DRIVE UNITS	LF 15cm, HF 22mm	LF 18cm, HF 22mm	LF 15cm, HF 22mm	LF 15cm, HF 22mm	LF 15cm, HF 22mm	LF 18cm, HF 27mm	LF 18cm, HF 27mm
H x W x D	165 x 305 x 188mm	165 x 470 x 274mm	305 x 165 x 186mm	308 x 165 x 186mm	786 x 150 x 258mm	861 x 165 x 284mm	934 x 180 x 305mm
WEIGHT	5kg	9kg	5kg	4.8kg	11.4kg	14.5kg	17.7kg
RESPONSE	55Hz - 25kHz	49Hz - 25kHz	55Hz - 25kHz	60Hz - 26kHz	46Hz - 26kHz	36Hz - 27kHz	32Hz - 25kHz
IMPEDANCE	8 ohms (min 6.6)	8 ohms (min 6.6)	8 ohms (min 6.6)	8 ohms (min 6.4)	8 ohms (min 6.4)	6.75 ohms (min 5.4)	6.75 ohms (min 5.4)
AMPLIFIER	25-100 watts	25-125 watts	25-100 watts	25-100 watts	25-125 watts	25-150 watts	25-200 watts
SENSITIVITY	84dB	86dB	84dB	83dB	83dB	85dB	85dB
CROSSOVER	4.2kHz	3.9kHz	4.2kHz	4.2kHz	4.2kHz	2kHz	2kHz



D-LINE

Revealing every detail

Dynamic and pure, D-Line loudspeakers reveal every nuance of the performance with absolute clarity, resolution and realism. No distortion, no ambiguity, no blurring of the music's shades, tones and colours: all is exact, seamless and detailed; absolutely faithful to the original recording, while highlighting subtleties you may never have noticed before. With their transparent, superbly natural sound and extraordinary resolution, they create an airy, spacious soundscape, then invite you in to explore it, uncovering new depths, textures and definition in your music.



This updated floorstander looks as sober as the original D series, but it's a seriously sophisticated performer.

HiFi Choice



D-LINE

HIGHLIGHTS

- Spendor LPZ high frequency driver
- Fifth Generation Twin-Venturi Linear-Flow port
- New Spendor EP77 Polymer cones
- New Kevlar composite cone low frequency bass drivers
- Spendor Dynamic Damping cabinet technology

- Five finishes - Black Oak, Oak, Walnut, Cherry & Satin White
- Multi-Award winning
- Calibrated and matched to broadcast reference standard
- Designed and Manufactured in the UK



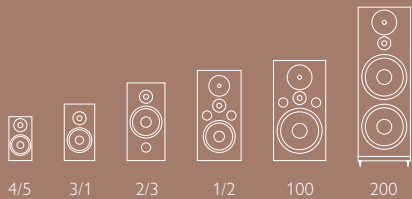
MODEL	DC1	DS1	D7.2	D9.2
DESCRIPTION	2.5-way shelf mount	2-way surface	2.5-way floorstanding	3-way floorstanding
DRIVE UNITS	LF 18cm, HF 22mm	LF 18cm, HF 22mm	2 x LF 18cm, HF 22mm	1 x MF & 2 x LF 18cm, HF 22mm
H x W x D	192 x 650 x 333mm	500 x 275 x 135mm	980 x 192 x 333mm	1155 x 210 x 398mm
WEIGHT	15kg	8.5kg	21.2kg	35kg
RESPONSE	42Hz - 25kHz	60Hz - 25kHz	29Hz - 25kHz	27Hz - 25kHz
IMPEDANCE	8 ohms (min 4.1)	8 ohms (min 5.8)	8 ohms (min 5.0)	8 ohms (min 4.6)
AMPLIFIER	25-200 watts	25-150 watts	25-200 watts	25-250 watts
SENSITIVITY	88dB	86dB	90dB	90dB
CROSSOVER	900Hz, 3.7kHz	3.8kHz	900Hz, 3.2kHz	500Hz, 4.2kHz



CLASSIC

The soul of the performance

Assured and powerful, Spendor Classic loudspeakers take you to the very heart of the performance. Their warmth and richness, combined with their clarity and transparency, brings out all the colours and textures in your music, creating a uniquely immersive and comforting soundscape. They'll send shivers down your spine, bring back fond memories, and encourage you to rediscover the music you love. Above all, they capture the soul of the recording, bringing a new intimacy and intensity to your listening experience.



The smooth tonal balance extends to the bass, which is smooth and subtly sweet.

HiFi News



CLASSIC

HIGHLIGHTS

- New Spondor EP77 polymer cone drive units
- Bass drivers with Kevlar composite stabiliser domes
- New cabinet design with magnetic grille
- Three finishes - Walnut, Cherry & Walnut Ti *for 100 & 200
- Calibrated and matched to broadcast reference standard
- Dedicated high performance stand available
- Designed and Manufactured in the UK



MODEL	Classic 4/5	Classic 3/1	Classic 2/3	Classic 1/2	Classic 100 & 100 Ti*	Classic 200 & 200 Ti*
DESCRIPTION	2-way sealed shelf mount	2-way reflex stand mount	2-way reflex stand mount	3-way reflex stand mount	3-way reflex stand mount	3-way sealed floorstanding
DRIVE UNITS	LF 15cm, HF 22mm	LF 18cm, HF 22mm	LF 22cm, HF 22mm	LF 22cm, MF 15cm, HF 22mm	LF 31cm, MF 18cm, HF 22mm	2xLF 31cm, MF 18cm, HF 22mm
H x W x D	308 x 188 x 165mm	395 x 220 x 285mm	543 x 273 x 338mm	621 x 308 x 374mm	700 x 370 x 433mm	1117 x 368 x 513mm
WEIGHT	5kg	9.9kg	14.5kg	22.6kg	36kg	55kg
RESPONSE	55Hz - 25kHz	40Hz - 25kHz	35Hz - 25kHz	30Hz - 25kHz	25Hz - 25kHz	20Hz - 25kHz
IMPEDANCE	8 ohms (min 6.6)	8 ohms (min 5.9)	8 ohms (min 6.8)	8 ohms (min 4.0)	8 ohms (min 4.7)	8 ohms (min 6.0)
AMPLIFIER	25-100 watts	25-150 watts	25-200 watts	25-200 watts	25-250 watts	25-300 watts
SENSITIVITY	84dB	88dB	88dB	87dB	89dB	89dB
CROSSOVER	4.2kHz	3.7kHz	3.6kHz	415Hz, 2.7kHz	490Hz, 3.6kHz	550Hz, 3.8kHz

THE FINE DETAILS

Spendor design, engineer and manufacture loudspeakers exclusively in the UK. All Spendor loudspeakers are assembled at our production facility in South Yorkshire, with all components and cabinets refined through our R&D and manufacturing programme. Spendor loudspeakers are easy to set up, work perfectly with the HiFi equipment you have, and transform the way you listen to and enjoy your music. Their enduring, elegant design make A-Line, D-Line and Classic at home in any listening space.

THE SPENDOR DESIGN PHILOSOPHY

The distinctive Spendor sound is the result of an obsession with detail. Spendor drive units work seamlessly together through crossover networks utilising precision wound components, creating effective signal paths whilst being secured directly to the rigid cabinet structure.

Spendor cabinets with their asymmetric bracing and dynamic damping system result in a super-fast response, while precision components, high quality internal cables and a (machined from solid) stabiliser system contribute towards a class-leading performance.



Proprietary Drive Units *(A-Line, D-Line, Classic)*

Spendor drive units feature advanced polymer and Kevlar cones, rigid cast magnesium alloy chassis, high-efficiency motor systems, optimised electro-dynamic damping and excellent thermal dissipation. Each drive unit is perfected for a specific design, maximising the performance potential of every loudspeaker system regardless of price point.

EP77 Mid-bass *(A-Line, D-Line, Classic)*

At the heart of every Spendor loudspeaker are drive units designed and manufactured in-house, which incorporate key materials specifically developed for each product. The EP77 polymer cone featuring custom surround and suspension materials deliver outstanding thermal and mechanical stability. These drive units give every Spendor loudspeaker exceptional dynamic ability with extremely good low-level linearity.

22mm Tweeter *(A-Line, D-Line, Classic)*

A 22mm wide-surround polyamide dome tweeter combines the extended frequency response of a small diaphragm with the low frequency characteristics of a larger diaphragm to give stable low distortion response over a very wide frequency range. The unique diaphragm profile delivers a smooth extended high frequency response over a wide listening area.

LPZ High Frequency Drive Unit *(D-Line)*

The Spendor LPZ high frequency drive unit used in D-Line models is designed to equalize sound-wave path lengths and generate a symmetrical pressure environment so the drive unit operates in a balanced linear mode. The result is a clean, precise signal that highlights every detail and nuance, particularly in lyrics; unique to Spendor. It is also incredibly unforced and natural, so you can enjoy listening for hours at a time without experiencing listener fatigue.

Crossover Networks *(A-Line, D-Line, Classic)*

Phase linear crossover networks achieve perfect driver integration, resulting in a vivid, dynamic, but always natural, sound. Spendor crossover networks incorporate precision wound high-linearity tapped inductors which avoid distortion and allow very fine tuning of frequency and phase response, which is essential to achieve a coherent balanced sound.

Internal cables are high-grade silver plated pure copper with halogen free dielectric. High linearity audio grade capacitors and an easy to drive load ensure uncompromised performance and complete compatibility with all good amplifiers and speaker cables. At low replay levels the sound is always clear and transparent. All crossovers and drive units are calibrated and paired to stringent broadcast reference standards.

Cabinets *(A-Line, D-Line, Classic)*

Spendor loudspeakers feature beautiful real wood veneers. All cabinets are manufactured at our facility in Sheffield. This allows total control when designing and manufacturing our high-performance loudspeaker systems.

Asymmetric Bracing & Dynamic Damping *(A-Line, D-Line)*

Timing is fundamental to the musical experience. In ordinary loudspeakers rigid high-density cabinet panels are mass-damped to reduce cabinet-talk. Spurious energy is stored and released slowly, which creates unacceptable blurring and slowing of the sound. The Spendor solution is Asymmetric Bracing and Dynamic Damping. Carefully placing the internal braces dramatically reduces cabinet colouration. Adding small low mass constrained polymer dampers at key energy interface points instantly convert any spurious energy in the cabinet into inaudible heat. The result is a naturally fast engaging and open sound.

Linear-Flow Port Technology *(D-Line)*

The fifth generation Twin-Venturi Linear-Flow port used in D-Line, is inspired by Formula 1 diffuser technology. This incorporates an aerodynamically profiled central baffle, like an aerofoil, to create a tapered twin-venturi port. Air at the port extremities is smoothly decelerated and there is a further reduction in air velocity in the large tapered area at the cabinet base. The result is evenly balanced acoustic pressure and air-flow along the whole length of the port. Rapidly decreasing air velocity at the port extremities creates an air-curtain effect to eliminate port noise and spurious mid-band radiation. This results in deep articulate bass with natural timing, even in small rooms when cabinets are placed close to a wall.

Stabiliser Disc System *(A-Line, D-Line)*

The base of each Spendor floor-standing loudspeaker has four machined steel stabiliser discs. These contribute to the high stability of the slim cabinets. The stabilisers are secured directly into the main structure of the cabinet so that micro-movement or flexing of the plinth and floor spikes (which blur fine detail and destroy ambience) is eliminated.

Elegant Modern Design *(A-Line, D-Line, Classic)*

Spendor loudspeakers look as good as they sound. The premium Oak, Walnut, Cherry and Black Oak real wood veneer finishes integrate perfectly with any room decor. Combining Walnut with a luxurious contemporary titanium finish, elevates Spendor Classic 100 and 200 and Satin White creates a distinctive modern look on all A-Line and D-Line models.

SPENDOR LOUDSPEAKERS;

- Transparent, Natural, Captivating Sound
- Real-World Performance
- Timeless Designs
- Created and Assembled In-house
- Advanced Technology and Materials
- Performance Exceeds Size and Price
- Designs Evolved From Proven Ideas
- Made for music. Designed for you

FEATURE	A-LINE	D-LINE	CLASSIC
Handmade motor systems	•	•	•
EP77 mid-bass	•	•	•
22mm high frequency	•	•	•
LPZ high frequency		•	
Efficient crossover networks	•	•	•
Handmade cabinets	•	•	•
Asymmetric bracing & dynamic damping	•	•	
Linear flow port		•	
Stabiliser discs	•	•	
Elegant modern design	•	•	•

A-LINE		Black Oak	Oak	Satin White	Cherry	Walnut	Stand (Optional)
AC1	Single	•	•	•		•	
AC2	Single	•	•	•		•	
AW1	Pair	•	•	•		•	
A1.2	Pair	•	•	•		•	
A2.2	Pair	•	•	•		•	
A4.2	Pair	•	•	•		•	
A7.2	Pair	•	•	•		•	

D-LINE

DC1	Single	•	•	•	•	•	
DS1	Pair	•	•	•	•	•	
D7.2	Pair	•	•	•	•	•	
D9.2	Pair	•	•	•	•	•	

CLASSIC

CLASSIC 4/5	Pair				•	•	•
CLASSIC 3/1	Pair				•	•	•
CLASSIC 2/3	Pair				•	•	•
CLASSIC 1/2	Pair				•	•	•
CLASSIC 100	Pair				•	•	•
CLASSIC 100 Ti	Pair					•	•
CLASSIC 200	Pair				•	•	
CLASSIC 200 Ti	Pair					•	




BLACK OAK



OAK



CHERRY



SATIN WHITE



WALNUT



MADE FOR MUSIC. DESIGNED FOR YOU.